



FOR YOUR ENQUIRES, PLEASE
INDICATE MODEL NO. AND FOLLOWING
CATALOGUE NUMBER
STT020

DRILL PRESS



- TT-8 (13mm)
- TT-10 (13mm)
- TT-16 (16mm)
- TT-16F (16mm)
- TT-18 (20mm)
- TT-18F (20mm)
- TT-25 (25mm)
- TT-30 (32mm)
- TD-15AC (25mm)
- TD-20VS/20VSF (32mm)
- TD-20AC/20ACF (32mm)



TT-8



TT-10



TT-16




■ TT-16 is available with Front Switch, Square Table

■ All models are available with CE, UL/CSA requirement

	TT-8	TT-10	TT-16
Max. Drilling Capacity	13mm	13mm	16mm
Motor	1/4 HP	1/2 HP	3/4 HP
Spindle Taper	JT33/B16	JT33/B16	MT2/JT3,MT2/B18
Chuck	13mm	13mm	16mm
Max. Spindle stroke	49mm	60mm	78mm
Swing	208mm	254mm	350mm
Number of speed	5	5	12
Spindle speed	600-2600 RPM	600-2600 RPM	230-2730 RPM
Max. Distance from Spindle to Table	185mm	310mm	443mm
Max. Distance from Spindle to Base	285mm	420mm	610mm
Diameter of Column	47mm	60mm	73mm
Size of Table	■ 160 x 160mm	■ 200 x 200mm	● 290mm ■ 230 x 230mm
Size Of Base	314 x 179mm	330 x 205mm	400 x 250mm
Overall Height	570mm	745mm	1000mm
Measurement	1.22 CUFT	2.03 CUFT	3.45 CUFT
N.W./G.W.	18.1 Kgs/19.1 Kgs	28.2 Kgs/29.7 Kgs	45.0 Kgs/48.0 Kgs



TT-16F



TT-18



TT-18F



■ TT-16F is available with Side Switch, Round Table

■ TT-18/18F are available with Side Switch, Front Switch, Round Table, Oil-Trough Table

■ All models are available with CE, UL/CSA requirement

	TT-16F	TT-18	TT-18F
Max. Drilling Capacity	16mm	20mm	20mm
Motor	3/4 HP	1 HP	1 HP
Spindle Taper	MT2/JT3,MT2/B18	MT2/JT3,MT2/B18	MT2/JT3,MT2/B18
Chuck	16mm	16mm	16mm
Max. Spindle stroke	78mm	82mm	82mm
Swing	350mm	430mm	430mm
Number of speed	16	12	16
Spindle speed	162-3000 RPM	280-2300 RPM	200-3160 RPM
Max. Distance from Spindle to Table	781mm	460mm	775mm
Max. Distance from Spindle to Base	1219mm	638mm	1270mm
Diameter of Column	73mm	80mm	80mm
Size of Table	● 290MM	● 350mm	● 350mm
	■ 230 x 230mm	■ 280 x 280mm	■ 280 x 280mm
Size Of Base	400 x 265mm	440 x 270mm	460 x 270mm
Overall Height	1588mm	1085mm	1625mm
Measurement	3.45 CUFT	6.43 CUFT	6.76 CUFT
N.W./G.W.	55.0 Kgs/59.0 Kgs	59.5 Kgs/63.2 Kgs	72.5 Kgs/76.5 Kgs

25mm
TT-25




32mm
TT-30




- Heavy duty models
- Available with CE, UL/CSA requirement
- Available with Side Switch
- Complete with square Oil-Trough Table
- Complete with large T-Slot Base

	TT-25	TT-30
Max. Drilling Capacity	25mm	32mm
Motor	1-1/4 HP	1-1/2 HP
Spindle Taper	MT3/JT3,MT3/B18	MT4/JT3,MT4/B18
Chuck	16mm	16mm
Max. Spindle stroke	122mm	122mm
Swing	535mm	535mm
Number of speed	12	12
Spindle speed	210-2160 RPM	210-2160 RPM
Max. Distance from Spindle to Table	688mm	720mm
Max. Distance from Spindle to Base	1200mm	1230mm
Diameter of Column	92mm	92mm
Size of Table	■ 473 x 410mm	■ 473 x 410mm
Size Of Base	572 x 495mm	572 x 495mm
Overall Height	1778mm	1780mm
Measurement	11.51 CUFT	11.51 CUFT
N.W./G.W.	148.1 Kgs/154.3 Kgs	149.1 Kgs/155.3 Kgs



Industrial Model Electronic Variable Speed

TD-15AC



- Variable speed 185 to 2500 RPM speed change by inverter
- LED spindle RPM readout
- Forward and reverse tapping
- Front or side operated rack and worm gear table raiser
- Coolant system (optional)

	TD-15AC
Drilling Capacity (Cast Iron)	25mm
Tapping Capacity (Cast Iron)	16mm
Swing	408mm
Motor	2 HP
Spindle Taper	MT3
Spindle Travel	100mm
Quill Diameter	62mm
Column Diameter	92mm
Spindle Nose to Table	605mm
Spindle Nose to Base	1150mm
Spindle Speed	185-2500 RPM
Table Size	460 x 360mm
Base Size	590 x 395mm
Machine Size	660 x 460 x 1845mm
Packing	24.4 CUFT
N.W./G.W.	221 Kgs/260 Kgs

32mm

Industrial Model Variable Speed

TD-20VS

- Variable speed 300 to 2000 RPM
- LED spindle RPM readout
- Forward and reverse tapping
- Large precision ground T-slot table
- Front or side operated rack and worm gear table raiser
- Coolant system (optional)



TD-20VSF

with Spindle Power
Feed 0.2mm, 0.1mm,
0.05mm per revolution


	TD-20VS	TD-20VSF
Drilling Capacity (Cast Iron)	32mm	45mm
Tapping Capacity (Cast Iron)	19mm	24mm
Swing	530mm	
Motor	2 HP	
Spindle Taper	MT3	MT4
Spindle Travel	150mm	
Quill Diameter	75mm	
Column Diameter	115mm	
Spindle Nose to Table	925mm	580mm
Spindle Nose to Base	1225mm	1135mm
Spindle Speed	300-2000 RPM	
Table Size	560 x 470mm	
Base Size	485 x 685mm	
Machine Size	TD-20VS 1000 x 578 x 1965mm TD-20VSF 1045 x 578 x 1910mm	
Packing	42 CUFT	49.7 CUFT
N.W./G.W.	295 Kgs/370 Kgs	390 Kgs/420 Kgs



32mm

Industrial Model Electronic Variable Speed

TD-20AC



- Variable speed 65 to 2000 RPM speed change by inverter
- LED spindle RPM readout
- High/Low gear box drive
- Forward and reverse tapping
- Front or side operated rack and worm gear table raiser
- Coolant system (optional)



TD-20ACF
with Spindle Power
Feed 0.2mm, 0.1mm,
0.05mm per revolution

	TD-20AC	TD-20ACF
Drilling Capacity (Cast Iron)	32mm	45mm
Tapping Capacity (Cast Iron)	19mm	24mm
Swing	530mm	
Motor	2 HP	
Spindle Taper	MT3	MT4
Spindle Travel	150mm	
Quill Diameter	75mm	
Column Diameter	115mm	
Spindle Nose to Table	925mm	580mm
Spindle Nose to Base	1225mm	1135mm
Spindle Speed	Low: 65-540 RPM High: 245-2000 RPM	
Table Size	560 x 470mm	
Base Size	485 x 685mm	
Machine Size	TD-20AC 1085 x 578 x 2035mm TD-20ACF 950 x 580 x 2000mm	
Packing	42 CUFT	49.7 CUFT
N.W./G.W.	340 Kgs/415 Kgs	385 Kgs/410 Kgs


Features:




■ 24V Control Panel, LED readout




■ Safety Electric Box with Inverter




■ 3-Speed Spindle Power Feeds



■ 2-Speed High/Low Gear Change



■ Rotating, 45° Tilting, crank-operated work table, with quick release clamp




■ Safety Chuck Guard to meet CE requirement



■ Large Spindle feed handles



■ Front and Side operated rack and worm gear table raiser



■ Coolant System (optional)

Feature	TT-8	TT-10	TT-16	TT-16F	TT-18	TT-18F	TT-25	TT-30	TD-15AC	TD-20VS	TD-20VSF	TD-20AC	TD-20ACF
A Control Panel, LED readout									●	●	●	●	●
B Safety Electric Box, Inverter									●			●	●
C Spindle Power Feed											●		●
D High/Low Gear Change												●	●
E Rotating Table	●	●	●	●	●	●	●	●					
F Safety Chuck Guard (CE)	●	●	●	●	●	●	●	●	●	●	●	●	●
G Large Spindle Feed Handle	●	●	●	●	●	●	●	●	●	●		●	
H Front & Side Operated Table									●	●	●	●	●
I Coolant System (Optional)									●	●	●	●	●



HIMOUNT INDUSTRIAL CO., LTD.

7th FL., NO. 325, FU HSING N. RD.,

TAIPEI, TAIWAN R.O.C.

TEL: 886-2-27135577 886-2-27188886

FAX: 886-2-27152218

E-mail: himount@himount.com